

TEL. 9575997, 9567298, 9554725

JANATA BANK LIMITED

PABX-575,

TREASURY DEPT.(FRONT OFFICE)

Mail: fxdeal@janatabank-bd.co



HEAD OFFICE, DHAKA

For Previous Rate Sheet Click

<https://goo.gl/URA0t4>

Exchange Rate Circular - 127

INDICATIVE ONLY: Rates may vary in the

DATE : 27 Aug 2020

EFFECTIVE DATE: 27-30 August 2020**same day****Thursday**

A) CROSS RATE OF SYD, TOK, HKG & S.E. ASIAN MARKETS AS ON 27/08/2020

	GBP/USD	EUR/USD	USD/JPY	USD/C.DLR	USD/S.FRA	AUD/USD
SELLING	1.3212	1.1834	105.9600	1.3146	0.9081	0.7272
BUYING	1.3211	1.1831	105.9700	1.3148	0.9089	0.7272

B) JANATA BANK LTD'S CASH

CURRENCY & T.C TO PUBLIC TK PER UNIT OF FOREIGN CURRENCY

SELLING	CURRENCY	BUYING	SELLING	CURRENCY	BUYING
87.3000	US Dollar	84.5000	23.6000	Saudi Riyal	20.0000
113.3000	G. B. Pound	106.3000	23.5000	UAE. Dirham	20.0000
102.7000	Euro	94.0000	21.0000	MAL.Ringit	19.0000
63.0000	Aus. Dollar	55.0000	1.2200	Indian Rupee	1.1300

BE SAME AS SELLING T.T.& O.D AND BUYING O.D. TRANSFER

C) SELLING		NAME OF CURRENCY	BUYING			
T.T.& O.D.	B.C.		T.T.CLEAN	T.T.DOC	O.D.SIGHT EXP.BILLS	O.D. TRANSFER
84.9500	84.9500	US Dollar	84.2000	84.1500	84.1000	83.9000
113.1833	113.3230	G. B. POUND	110.8764	110.5575	110.3310	109.8844
102.7754	103.1109	EURO	100.3796	100.0231	99.7806	98.8882
0.8241	0.8294	JP.YEN	0.7978	0.7910	0.7897	0.7392
66.6287	66.7727	CAN.DLR	66.3016	66.1276	65.9296	65.3216
94.7407	94.9138	SWISS.FRANC	93.4556	93.2566	93.1546	93.0326
223.0000	222.7694	OMANIAN RIYAL	219.1387	211.9049	211.2629	200.0000
11.0000	11.4460	H.K.DLR	10.9362	10.9246	10.8927	10.8608
64.7086	65.7904	SING.DLR	62.0634		60.8165	54.0000
2.7368	2.7478	THI.BAHT	2.7089		2.6981	2.6902
20.5277	20.5849	MAL.RINGIT	20.3067		20.2259	20.1667
23.3010	23.3092	UAE.DIRHAM			22.9816	22.9143
22.8183	22.8763	SAUDI RIYAL			22.5085	22.4400
23.5000	23.5903	QATAR RIYAL				20.0000
282.0000	282.7458	KUWAIT DINAR				240.0000
224.1407	224.1003	BAHRAIN DINAR				209.0000
13.1741	13.3852	CHINESE YUAN				11.5000

D) USANCE RATE:	30 DAYS	60 DAYS	90 DAYS	120 DAYS	150 DAYS	180 DAYS
US Dollar	83.5988	83.1077	82.6165	82.1253	81.6342	81.1430
G. B. POUND	109.6842	109.0374	108.1135	107.7439	107.0971	106.4503
EURO	99.1951	98.6095	97.7730	97.4384	96.8529	96.2673

E) FORWARD RATE:		1 MONTH	2 MONTHS	3 MONTHS	6 MONTHS	1 YEAR
SELLING	US Dollar	86.0894	86.5287	86.9181	88.2861	0.0000
BUYING	US Dollar	85.0982	85.1964	85.4946	85.6893	0.0000


F) NFCD INTT RATE, EFFECT ON: 16.08.2020 To 31.08.2020	1 MONTH	3 MONTHS	6 MONTHS	12 MONTHS
US Dollar	-0.09200	0.01475	0.08675	0.20788
G. B. POUND	-0.18825	-0.18225	-0.12487	0.03688
EURO	0.00000	0.00000	0.00000	0.00000


G) LIBOR AS ON 26/08/2020 , 60 DAYS 0.18800 90 DAYS 0.25588 180 DAYS 0.30725


H) INDICATIVE RATE OF 01 SDR ,USD WITH NTL, CUR OF ACU MEMBERS AS IMF RATE 14/08/2020	IN.RS	N.RS	SL.RS	PK.RS	BD TK	USD
USD 1	74.7721	112.3512	178.7363	137.3748	84.5800	
SDR 1	105.4044	158.3787	251.9603	193.6540	119.2304	1.4097

IN CASE OF AUS. DOLLAR CASH RATE WILL BE USED FOR T.T ALSO

Rates mentioned in row C, D, E and F are applicable only for bank's own customers.


Md. Nur Islam
PO
Prepared By


Syeda Hasinatul Jannat
SPO
Checked By


M.M. Awrangzeb
AGM
Authorized Signature


Md. Yakut Mia
DGM
Authorized Signature